

# URBAN GOOSE CHASE

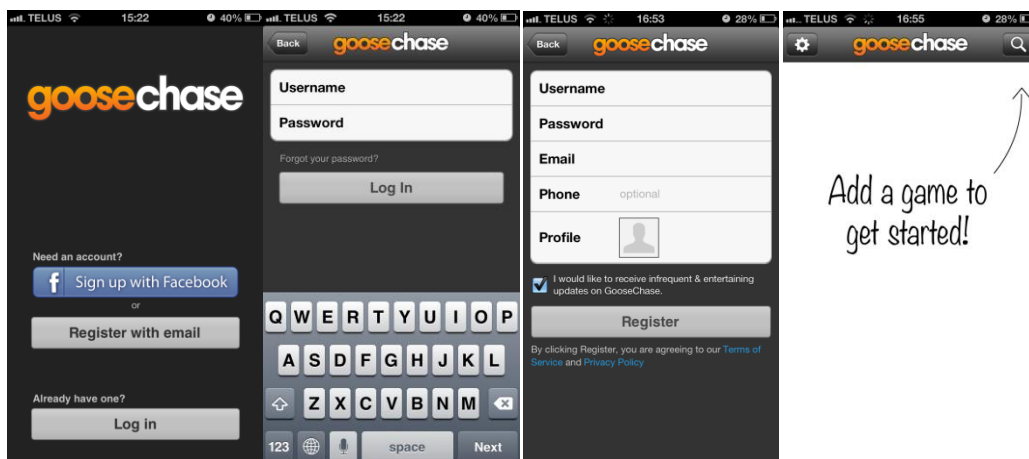
## Step 1 – Download the Application

To get started, go into your app store on the iPhone or Android device. Search for the free application **GooseChase**. Once downloaded, the application will appear on your home screen as an orange icon with two duck feet!



## Step 2 – Register Your Team

Once you've downloaded the application, click on it and you'll arrive at the black GooseChase screen. Here you'll need to register by clicking on "Register with email". Your username is the team name you provided and you create your own password (just be sure it is something you will remember). Complete your email address, phone number and create a profile picture. Once completed, click on "register" and you'll arrive at the screen saying "Add a game to get started".



# URBAN GOOSE CHASE

## Step 3 – Loading the Game

Once you have registered and you're in the application, you can search for your city, and get ready to play the game. Your city will only be available to search a few days leading up to the event. To find it, click on the magnifying glass at the top right, search UGC and the name of the game (e.g. Halloween Hunt). Once you find the game, click on it, and you'll see a message saying "Hang tight while we wait for the game to start".



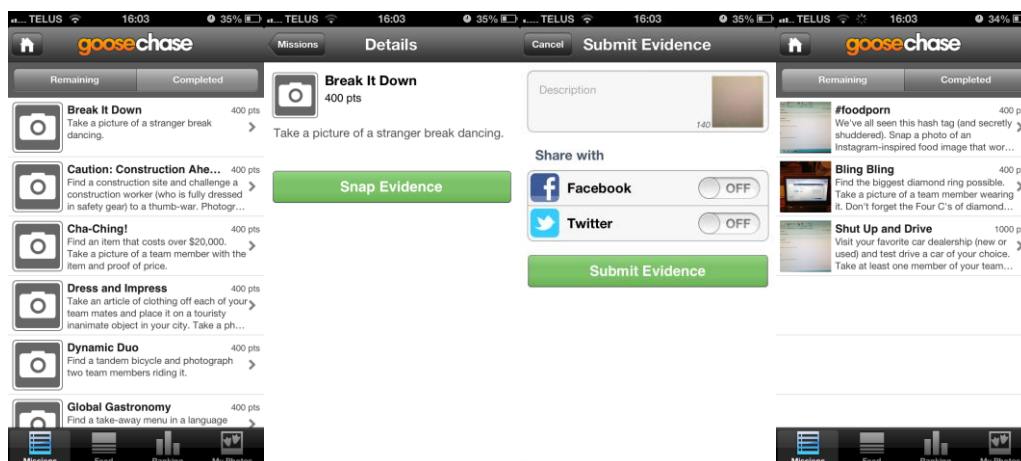
Add a game to get started!

Hang tight while we wait for the game to start.



## Step 4 – Playing the Game

The game will automatically start at exactly 5 p.m. EST (2 p.m. PST) and all the challenges will be listed in order based on points value. To start a challenge, click on it, take a photo as evidence and then click "submit evidence" if you are happy with your photo. Once you've submitted evidence for a challenge, it will move from the list of remaining games, into the list of completed.

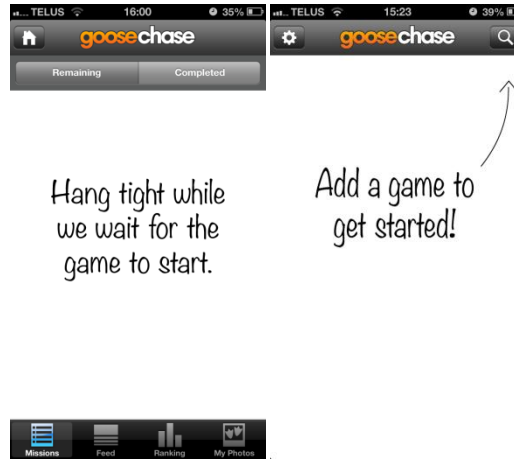


It's literally that simple! Remember to read the challenges carefully because any photos that don't meet the criteria will be removed by the judges whose decision is final. Keep it clean and have fun!

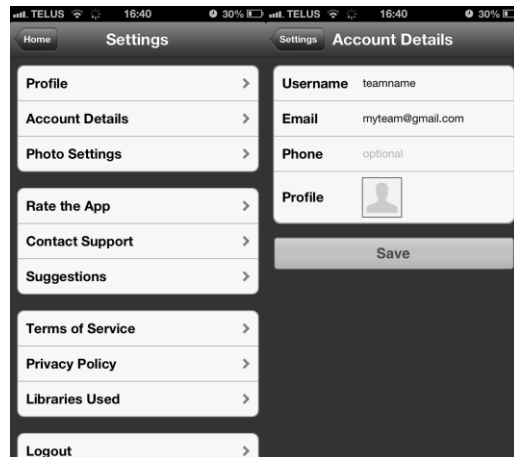
# URBAN GOOSE CHASE

## Changing Your Details

You can change your team name (your username) by clicking on the home button at the top left of the screen and then the cog button at the top left of the main screen.



When you get into settings, you can update your details. You can change your username leading up to the event. We recommend keeping the team name and email address the same as the team leader who registered so that you can be validated at the end of the game should you be lucky enough to win!



Please send any questions, suggestions or queries to [info@urbangoosechase.com](mailto:info@urbangoosechase.com).

Please do not use the "Contact Support" or "Suggestions" options from the setting screen as these are no longer in use.